

The 35th International Symposium on Superconductivity (ISS2022)

Manual for All Participants

Nov. 29 ~ Dec. 1, 2022

In Case of Emergency

Phone call: 81-70-4836-1383 (070-4836-1383)*

Email: helpdesk4iss@iss-secretariat.org

Help Desk Hours

8:00~20:00 (Japan Standard Time)

* This is ISS2022 Secretary General Dr. Michiya Okada's cell phone number.

CONTENTS

ISS2022 Guidelines for All Attendees (including speakers and session chairs) -----	3
ISS2022 Guidelines for Speakers -----	8
ISS2022 Guidelines for Session Chairs -----	13
ISS2022 Timetable -----	17
Presentation List for Large Scale Applications Session (AP) -----	18
Presentation List for Wire and Bulk Session (WB) -----	20
Presentation List for Physics and Chemistry Session (PC) -----	23
Presentation List for Electronic Devices Session (ED) -----	25

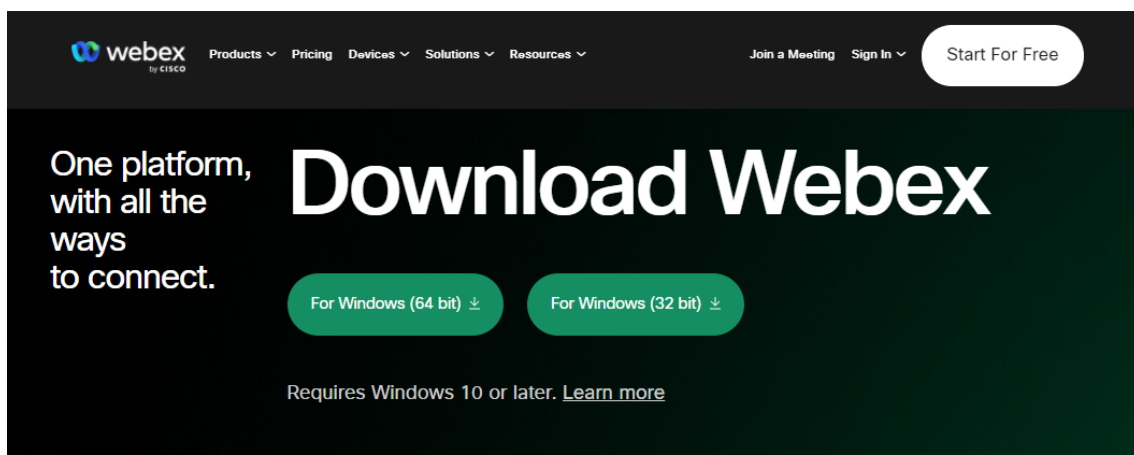
ISS2022 Guidelines for All Attendees (including speakers and session chairs)

Downloading and Installing Webex

We will use **Cisco Webex Meetings** for the ISS2022.


You can join the symposium using a desktop or mobile app or using a web browser. For the latter case, please use **Google Chrome** as a browser (Do not use **IE** or **Microsoft Edge**). We strongly recommend the **downloaded-app**.

Visit the Cisco Webex website (<https://www.webex.com/downloads.html>). Download **Webex.msi** (green buttons in the Figure below) and install the latest version of the **Cisco Webex** app by double clicking **Webex.msi**.



Download mobile app

Available on app store
and google play



Scan QR code to
download mobile app



How to join the Webex Meeting

There will be four parallel sessions at the ISS2022. Each session will have its own Webex meeting room, which will open from **8:00 to 21:00 (Japan Standard Time)** every day. See Table 1 for the room names of the sessions.

Table 1. Session Categories, Room Names, and Invitation Subject Lines

Session Category	Room Name	Invitation Subject Line
Large Scale Applications (AP)	Room A	ISS2022 Room A
Wires and Bulk (WB)	Room B	ISS2022 Room B
Physics and Chemistry (PC)	Room C	ISS2022 Room C
Electronics Devices (ED)	Room D	ISS2022 Room D

A Webex meeting email invitation to each session room will be sent separately on **November 22, 2022**. You will, therefore, receive total four Webex meeting invitations containing information you need to join the sessions. Please pay attention to the invitation subject lines for the right meeting rooms (see Table 1). For instance, use the email invitation with “ISS2022 Room A” on the subject line to join the Large Scale Applications session. The meeting number (access code) and the meeting password will remain the same for the symposium, so please keep the email invitations. Changing rooms or reentry is possible anytime through the symposium.

The meeting rooms for plenary lectures are as follows (Table 2).

Table 2. Rooms for Plenary Lectures

Plenary Lecture	Room Name
Plenary Lecture 1 (PL1)	Room C
Plenary Lecture 2 (PL2)	Room C
Plenary Lecture 3 (PL3)	Room A
Plenary Lecture 4 (PL4)	Room B
Plenary Lecture 5 (PL5)	Room D
Plenary Lecture 6 (PL6)	Room A

1. A Webex email invitation looks like Figure 1. To join the meeting room, click the green “Join meeting” button (① in Figure 1).

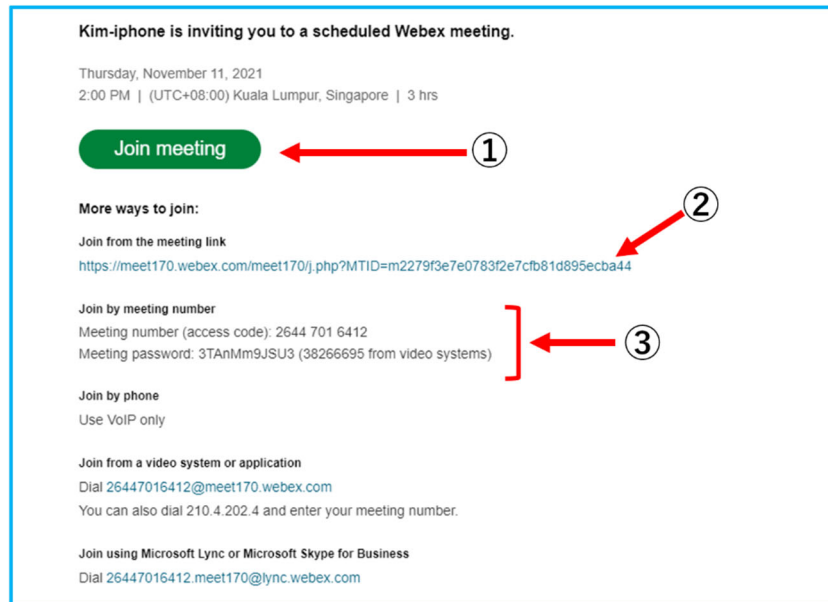


Figure 1

2. If you are using a desktop app, click ① or ② in Figure 2. If you want to use a web browser, click ③.

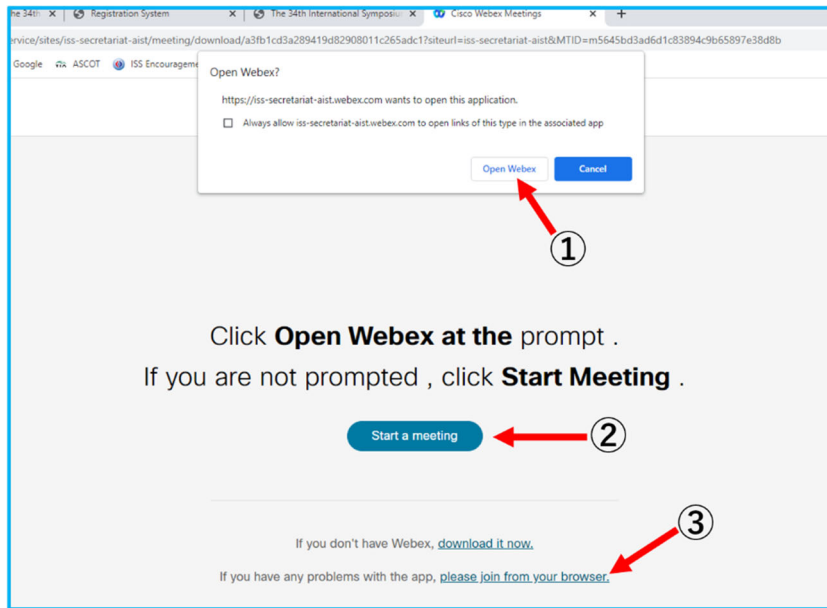


Figure 2

3. Enter your name in (1) in Figure 3 and click the “Join as a guest” button ((2) in Figure 3).

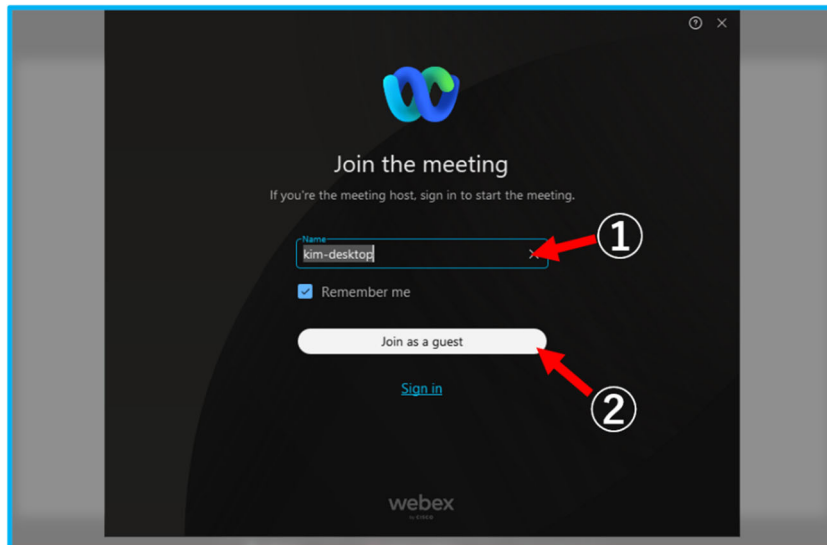


Figure 3

4. Mute your microphone and stop video as shown in (1) or (2) in Figure 4. Click the green “join meeting” button ((3) in Figure 4).

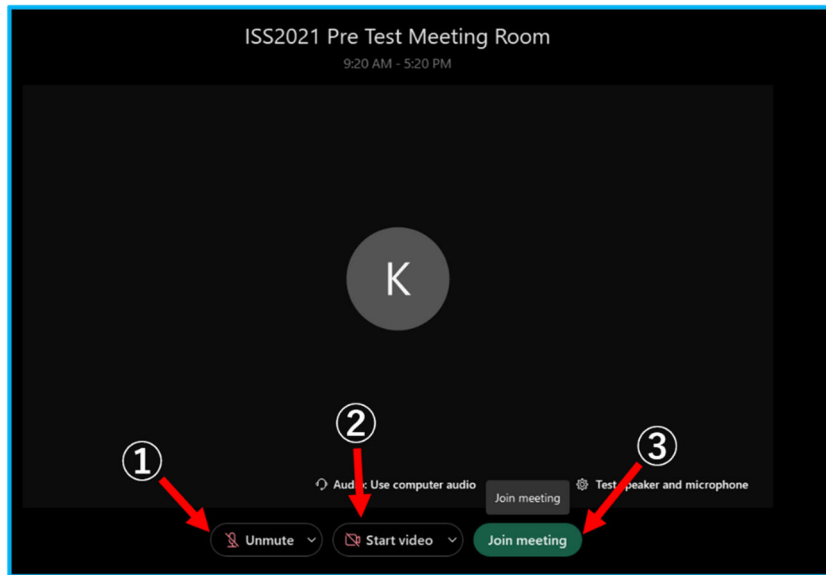


Figure 4

5. Now you have successfully entered the meeting room. Turn on your built-in speaker system or headphone to hear the presenters. Each presentation has a 3~5 minute Q&A session. Use the chat feature for your questions or comments. To open the chat panel, click the “chat” button (① in Figure 5). Your questions and comments will be shared immediately to the audience including the session chair if “Everyone” is selected.

To leave the meeting click ② in Figure 5.

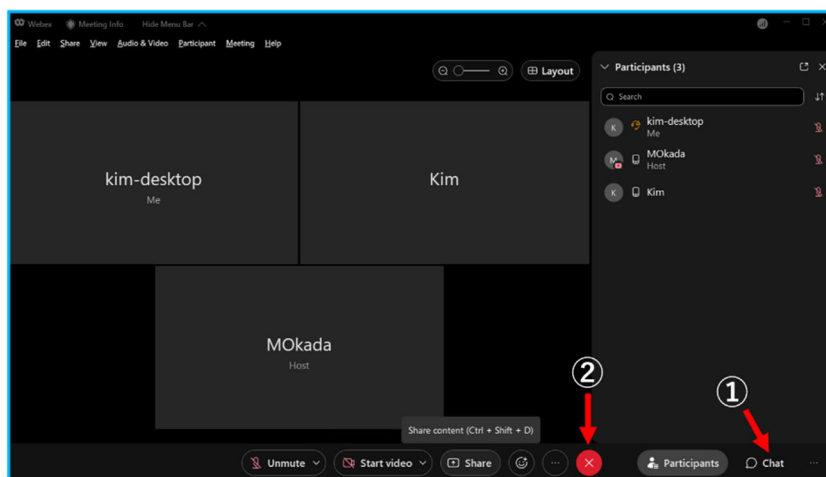


Figure 5

Tip: If possible, please refrain from transmitting video to save the bandwidth of communication.

Tip: Echoes and howling may occur. Please turn off the microphone of your PC (mute) in the venue..

ハウリングを起こさないため、会場内ではご自身の PC のマイクをオフ（ミュートをオン）にしてください。

Tip: Please prepare your own PC.

PC はご自身で準備をお願いします。

If you have any questions, contact us by email at info4iss@iss-secretariat.org

ISS2022 Guidelines for Speakers

How to share your presentation

発表資料の共有方法

The session chair will ask you to start sharing your presentation when your turn comes. **Please open your presentation file (ppt or pdf etc) before sharing it.**

共有する前に、発表資料をあらかじめ開いておいてください。

1. To share your presentation, click the “Share” button (① in Figure 6).

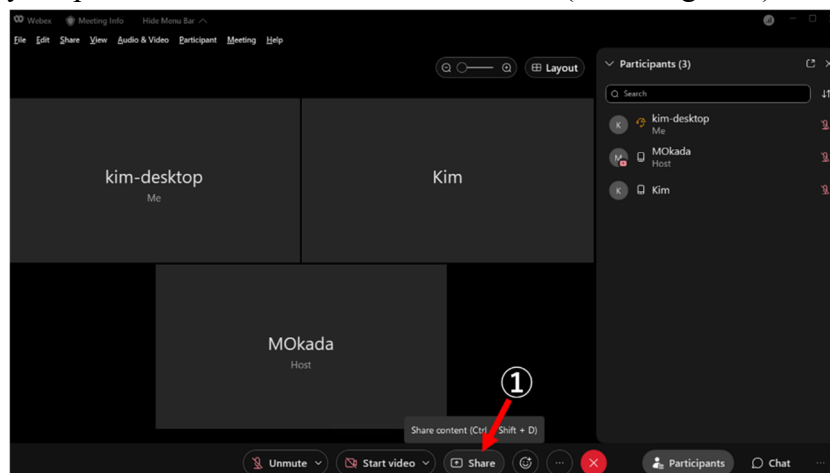


Figure 6

資料共有には Webex の画面下部①の“Share”ボタンをクリックします。

2. A share content window will pop up. Select your presentation. In this example, Microsoft Power Point is selected (① in Figure 7). Click the Share button (② in Figure 7).

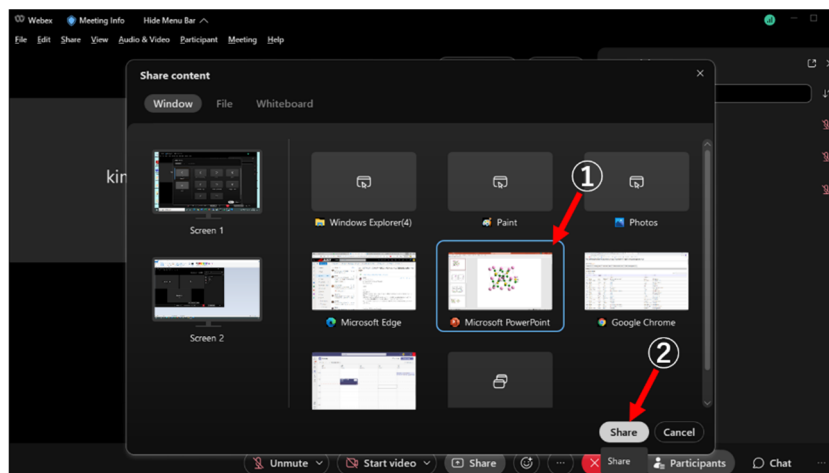


Figure 7

Tip: If you share your **screen** (like screen 1 or screen 2 in Figure 7), everything on your PC screen will be shown to attendees. Sharing an **application** (like selecting Microsoft Power Point as shown in ① in Figure 7) prevents the exposure of other contents on your PC screen. This helps ensure that participants only see the content that you choose to show.

画面共有ではなく、①の資料共有をクリックしてください。

3. When you start sharing your presentation, an orange bar saying “You’re sharing Microsoft PowerPoint” will appear on the top of your screen (① in Figure 8).

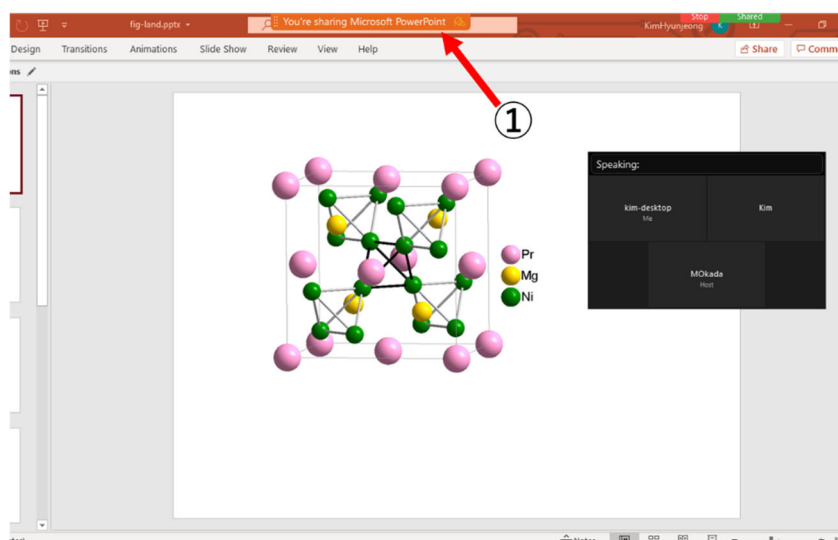


Figure 8

資料共有をスタートすると、PowerPoint の上部にオレンジのバーが出ます。

4. If you move the mouse cursor to the top of the screen, a helper bar will appear (① in Figure 9). To stop sharing your ppt or screen, click the orange “Stop Sharing” button (② in Figure 9).

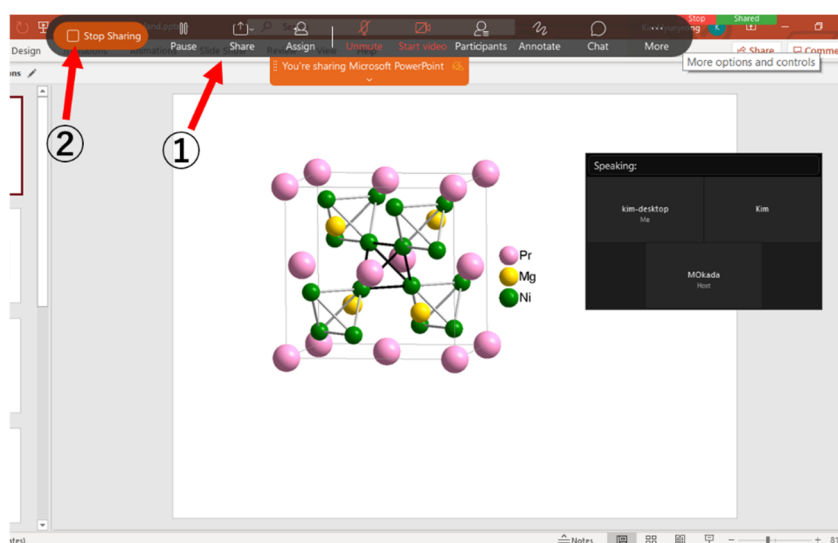


Figure 9

マウスカーソルをスクリーンの上部に動かすと①のヘルプバーが出ます。資料共有を停止する際は②の“Stop Sharing”ボタンをクリックしてください。

5. Unmute your microphone and start your slide show. During a slide show, if you move the mouse cursor to the top of the screen, a helper bar will appear (① in Figure 10).

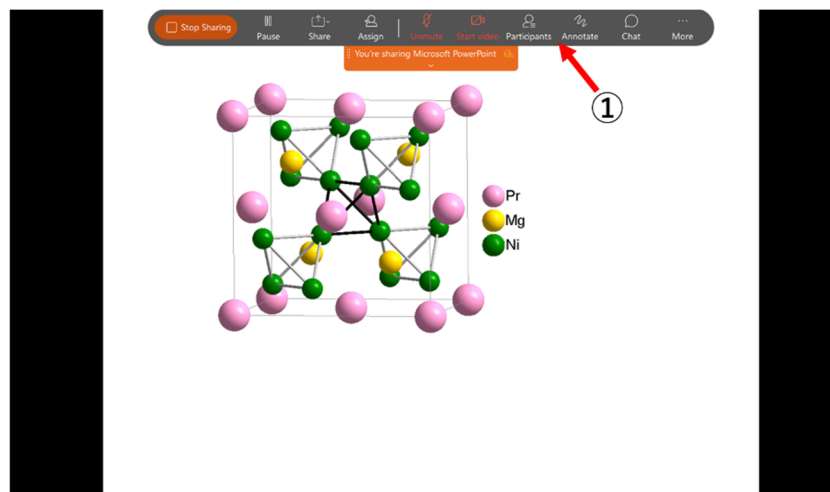


Figure 10

マイクを unmute (オン) にしてスライドショーを開始してください。
マウスマウスカーソルをスクリーンの上部に動かすと①のヘルプバーが出ます。

6. When you have 3~5 minutes left, the session chair will give you a cue or signal to wrap up your talk. Please have a 3~5-minute Q&A session at the end of your presentation. Questions and comments will be posted on the chat board during or after your presentation. In some cases, questions and comments may be made vocally when the Q&A session starts.

発表時間終了 5 分前 (PC, ED, WB の一般講演者は 3 分前) に予鈴が鳴ります。

7. After the Q&A session, click the orange **Stop Sharing** button (② in Figure 11) and mute your microphone.

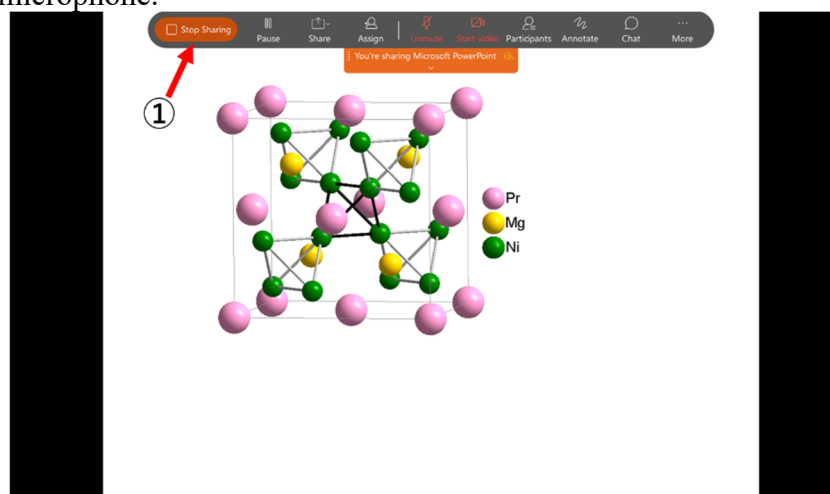


Figure 11

質疑応答が終了したら、②をクリックして共有を停止し、マイクをミュートしてください。

It is important that sessions begin and end on time to keep the symposium running on time. Please do not run over your time slot. Please cooperate with the session chair to keep the session running smoothly.

シンポジウムを時間通りに進行させるには、セッションを時間通りに開始および終了することが重要です。時間帯を超えないようにしてください。セッションが円滑に進行するよう、座長にご協力をお願いいたします。

Connection TEST Meeting for the ISS2022

An email invitation for a connection test was sent to you on **November 14, 2022**. From **November 17 to 19, 2022**, you can enter the test meeting room anytime from **8:00 on November 17 to 8:00 on November 19 (Japan Standard time)**. The meeting number (access code) and the meeting password will remain the same for two days. Share your presentation and check the sound volume. The room is not exclusive; therefore, participants in the same room can see your presentation. If possible, form a group of two or more and crosscheck the connection; however, do not use the room as a rehearsal stage for your presentation.

2022年11月14日に接続テストの招待メールを送信しました。テスト会議室には、11月17日8:00から11月19日8:00(日本時間)までいつでも入室できます。ミーティング番号(アクセスコード)とミーティングパスワードは、2日間同じままです。

プレゼンテーションを共有し、音量を確認します。部屋は排他的ではありません。したがって、同じ部屋の参加者はあなたのプレゼンテーションを見ることができます。可能であれば、2つ以上のグループを形成し、接続をクロスチェックしてください。ただし、この部屋をプレゼンテーションのリハーサルステージとして使用しないでください。

Applicants for the ISS2022 Encouragement Award

It is important that the applicant for the ISS2022 Encouragement Award give a presentation by him or herself.

ISS2022 奨励賞の応募は発表者本人が行ってください。

If you have any questions, contact us by email at info4iss@iss-secretariat.org
質問がありましたら info4iss@iss-secretariat.org にメールしてください。

ISS2022 Guidelines for Session Chairs

General information

Each session has one or two chairpersons. In the latter case, contact your co-chair for session handling prior to the commencement of the session. The ISS2022 staff will remotely monitor all sessions and help you if necessarily. For any questions, contact us by email at helpdesk4iss@iss-secretariat.org

各セッションには座長が1人か2人います。後者の場合、セッションの開始前にそのセッションの取り扱いについて話し合っておいてください。ISS2022スタッフはリモートで全てのセッションをモニターし、必要に応じて手助け致します。もし質問があれば helpdesk4iss@iss-secretariat.org にメールしてください。

Connection test

接続テスト

An email invitation for a connection test was sent to you on **November 14, 2022**. You can enter the test meeting room anytime from **8:00 on November 17 to 8:00 on November 19 (Japan Standard time)**. The meeting number (access code) and the meeting password will remain the same for two days. If possible, cross-check connection with your co-chair.

2022年11月14日に接続テストの招待メールを送信しました。テスト会議室には、11月17日8:00から11月19日8:00(日本時間)までいつでも入室できます。ミーティング番号(アクセスコード)とミーティングパスワードは、2日間同じままです。可能であれば、共同議長と接続のクロスチェックをお願いします。

If a presenter doesn't show up * Important! *****

発表者が来ないとき **重要!**

Use this time slot as a break and restart the session as scheduled.

そのスロットを休憩時間とし、スケジュール通りにセッションを再開してください。

Let us know the presentation ID that is not given at the symposium by email at helpdesk4iss@iss-secretariat.org. Proceeding paper without presentations will not be accepted.

行われなかった発表の ID を helpdesk4iss@iss-secretariat.org までメールで知らせてください。発表がない講演のプロシーディングは受理されません。

Duties for session chairs

座長が行うべきこと

- Cooperate with your co-chair to run the session smoothly and on time.
共同座長と協力してセッションを円滑に時間通りに進行させてください。
- Use your own alarm clock (or timer) for time keeping.
ご自分のアラームやタイマーでタイムキープをしてください。
- Declare the start and the end of the session to all participants.
セッションの開始と終了を全参加者に宣言してください。
- Please confirm the presentation time *in advance*. The presentation time varies depending on the Room. It also depends on Plenary, Invited and Contributed Talks. Check this table.
発表時間を前もって確認してください。分野（部屋）ごとに異なります。
また、Plenary, Invited, Contributed Talk によっても異なります。次の表を参照してください。

Table 3. Presentation Time and Warning Bells

	Total time	1 st Bell	2 nd Bell	Final Bell
Plenary lectures	45 min	35min	40min	45min
Invited talks (AP)	30 min	20min	25min	30min
Invited talks (PC, WB, ED)	25 min	15min	20min	25min
Contributed talks (AP)	20 min	10min	15min	20min
Contributed talks (PC, WB, ED)	15 min	9min	12min	15min

- Please give your speakers a 3~5-minute warning: when the speakers have 5 minutes left, give a cue or signal to wrap up their talk. (1st Bell on the above table)
発表時間終了 3~5 分前に発表者に“3(5) minutes”と知らせてください (1st Bell)。
Please alert speakers when time is up. (2nd Bell)
発表時間終了時に、発表者に知らせてください(2nd Bell)。
Unmute your microphone to warn speakers. If you do not give a 5-

minute warning, help desk team may give a 5-minute warning instead of you.
Bell の際はご自身のマイクをオン（ミュートをオフ）にしてください。
座長がお忘れの場合、スタッフが知らせることがあります。

- Please have a Q&A session at the end of each presentation for at least 3 minutes.
各講演につき少なくとも3分間の質疑応答時間を確保してください。
- Handle questions and comments.
質問とコメントを捌いてください。
- Close the session on time (3rd Bell).
セッションを時間通りに終わらせてください(3rd Bell)。

- After the session, submit a brief report on the main questions to info4iss@iss-secretariat.org .
セッション終了後、主たる質疑の簡単なレポートを info4iss@iss-secretariat.org に提出してください。

Staff members will

スタッフは以下のことを行います

- remotely monitor all sessions and presentations.
リモートで全てのセッションと発表をモニターします。
- send an alert to the chair if the session does not start/end on time.
セッションが時間通りに開始/終了しない場合に座長に知らせます。

Administrators can

管理者は以下のことを行えます

- handle the session upon your request as follows.
座長からの要望に応じて次のことを行えます。
 1. We will mute the sound of a presenter's voice to forcibly stop the presentation.
発表者を強制的にミュートにして講演を終わらせます。
 2. We will mute the microphones of all participants.
全参加者のマイクをミュートにします。

Emergency contact

緊急時の対応

Email us at helpdesk4iss@iss-secretariat.org
helpdesk4iss@iss-secretariat.org までメールしてください。
We accept both English and Japanese in case of an emergency.
英語と日本語のどちらにも対応します。

Instructions

15 mins before	Enter the Webex Meeting room. <i>If you cannot, email us at helpdesk4iss@iss-secretariat.org</i>
2-3 mins before	Please announce For all participants <ul style="list-style-type: none"> ■ Mute microphones. ■ Post questions and comments on the chat board. For all speakers <ul style="list-style-type: none"> ■ Do not share their presentation until their turn. ■ You will give a warning when they have 3~5 minutes left. ■ Have a at least 3-minute Q&A session at the end of their talk. <p style="text-align: center;"><i>If you have no time, skip this part.</i></p>
Session started	<ul style="list-style-type: none"> ■ Declare the start of the session. ■ Introduce yourself to the participants. ■ Introduce your co-chair to the participants (optional).
Presentation started	<ul style="list-style-type: none"> ■ Ask the presenter to unmute her/his microphone. ■ Ask the presenter to share their presentation. ■ Mute your microphone. ■ Use your alarm clock (or timer) for time keeping. <p><i>If a presenter doesn't show up, have a break, and restart the session as scheduled. Please let us know the presentation ID by email at helpdesk4iss@iss-secretariat.org</i></p>
During the presentation	<ul style="list-style-type: none"> ■ Check questions and comments posted on the chat board. ■ If time is running out, ask the presenter to wrap up his/her talk.
Discussions	<ul style="list-style-type: none"> ■ Use at least 2-3 minutes for a Q&A session. ■ Choose some questions and comments. ■ Wait for the presenter to reply. ■ Allow the audience to send questions or comments vocally if you still have time.
Presentation closed	<ul style="list-style-type: none"> ■ Ask the presenter to mute her/his microphone. ■ Ask the presenter to stop sharing. ■ Move on to the next presentation.
Break (if necessary)	Announce the restarting time for the session.
Session closed	<ul style="list-style-type: none"> ■ Declare the end of the session. ■ Submit a brief report to info4iss@iss-secretariat.org .

Large Scale Applications (AP) --- Room A

 : Invited Presentations

 : Plenary Lectures

Presentation ID	Time (JST)	Session Title	Title	Presenter
AP1-1-INV	Nov. 29 10:00-10:30	Industrial and electric power applications (1)	Dr.	David Torrey
AP1-2-INV	Nov. 29 10:30-11:00	Industrial and electric power applications (1)	Prof.	Noriyuki Inoue
AP1-3-INV	Nov. 29 11:00-11:30	Industrial and electric power applications (1)	Dr.	Yoh Nagasaki
AP1-4	Nov. 29 11:30-11:50	Industrial and electric power applications (1)	Mr.	Ryo Inomata
AP2-1-INV	Nov. 29 14:00-14:30	Industrial and electric power applications (2)	Prof.	Guangtong Ma
AP2-2-INV	Nov. 29 14:30-15:00	Industrial and electric power applications (2)	Prof.	Satoshi Fukui
AP2-3	Nov. 29 15:00-15:20	Industrial and electric power applications(2)	Mr.	Petrus Kambo
AP2-4-INV	Nov. 29, 15:20-15:50	Industrial and electric power applications (2)	Prof.	Tabea Arndt
AP3-1	Nov. 29 16:10-16:30	Electric aircraft and motor (1)	Mr.	Kent A Hamilton
AP3-2	Nov. 29 16:30-16:50	Electric aircraft and motor (1)	Mr.	Kazuki AKASAKA
AP3-3	Nov. 29 16:50-17:10	Electric aircraft and motor (1)	Mr.	Yunfei Gao
AP3-4	Nov. 29, 17:10-17:30	Electric aircraft and motor (1)	Prof.	Remi Dorget
AP4-1-INV	Nov. 29 17:50-18:20	AC loss and dynamic resistance	Dr.	Zhenan Jiang
AP4-2	Nov. 29, 18:20-18:40	AC loss and dynamic resistance	Mr.	Carlos Roberto Vargas Llanos
AP4-3	Nov. 29, 18:40-19:00	AC loss and dynamic resistance	Dr.	Yusuke Sogabe
AP4-4	Nov. 29 19:00-19:20	AC loss and dynamic resistance	Mr.	Ben George Koshy
AP4-5	Nov. 29 19:20-19:40	AC loss and dynamic resistance	Dr.	Yusuke Sogabe
AP4-6	Nov. 29 19:40-20:00	AC loss and dynamic resistance	Ms.	Yue Wu
AP5-1-INV	Nov. 30 10:00-10:30	Electric aircraft and motor (2)	Dr.	Swarn S. Kalsi
AP5-2-INV	Nov. 30 10:30-11:00	Electric aircraft and motor (2)	Dr.	Yutaka Terao
AP5-3	Nov. 30 11:00-11:20	Electric aircraft and motor (2)	Dr.	Timothy J Haugan
AP5-4	Nov. 30 11:20-11:40	Electric aircraft and motor (2)	Prof.	Taketsune Nakamura
AP6-1-INV	Nov. 30 12:00-12:30	Medical application and high field magnet (1)	Dr.	Mark D Bird
AP6-2-INV	Nov. 30, 12:30-13:00	Medical application and high field magnet (1)	Dr.	Tengming Shen
AP6-3-INV	Nov. 30 13:00-13:30	Medical application and high field magnet (1)	Prof.	Yasuyuki Shirai

AP7-1-INV	Nov. 30 15:50-16:20	Medical application and high field magnet (2)	Prof.	So Noguchi
AP7-2-INV	Nov. 30 16:20-16:50	Medical application and high field magnet (2)	Prof.	Timothy A Coombs
AP7-3	Nov. 30 16:50-17:10	(cancelled)		
AP8-1-INV	Nov. 30 18:00-18:30	Medical application and high field magnet (3)	Dr.	Rod Bateman
AP8-2	Nov. 30 18:30-18:50	Medical application and high field magnet (3)	Mr.	Guilherme T. Telles
AP8-3	Nov. 30 18:50-19:10	Medical application and high field magnet (3)	Dr.	Enric Pardo
PL6	Dec. 1 9:45-10:30	Plenary session	Prof.	Rodney A. Badcock
AP9-1-INV	Dec. 1 11:00-11:30	Magnet science and technology	Dr.	John A Barclay
AP9-2	Dec. 1 11:30-11:50	Magnet science and technology	Mr.	Haozhou Chen
AP9-3	Dec. 1 11:50-12:10	Magnet science and technology	Mr.	Satoshi Fujii
AP9-4	Dec. 1 12:10-12:30	Magnet science and technology	Dr.	Muneo Futamura
AP9-6	Dec. 1 12:30-12:50	Magnet science and technology	Dr.	Xiyong Huang
AP9-7	Dec. 1 12:50-13:10	Magnet science and technology	Mr.	Ross W. Taylor
AP10-1-INV	Dec. 1 14:30-15:00	Flux pump and bearing	Prof.	Changhao Hu
AP10-2-INV	Dec. 1 15:00-15:30	Flux pump and bearing	Dr.	Dominic A. Moseley
AP10-3	Dec. 1 15:30-15:50	Flux pump and bearing	Mr.	Kent A Hamilton
AP10-4	Dec. 1 15:50-16:10	Flux pump and bearing	Mr.	Dylan M Guja
AP10-5	Dec. 1 16:10-16:30	Flux pump and bearing	Mr.	James H.P. Rice
AP10-6	Dec. 1 16:30-16:50	Flux pump and bearing	Mr.	Rento Taniguchi
AP10-7	Dec. 1 16:50-17:10	Flux pump and bearing	Ms.	Satsuki Okumura

: Invited Presentations

: Plenary Lectures

Wires and Bulk (WB) --- Room B

: Invited Presentations

: Plenary Lectures

Presentation ID	Time (JST)	Session Title	Title	Presenter
WB1-1-INV	Nov. 29 10:00-10:25	Cable for fusion	Prof.	Nagato Yanagi
WB1-2-INV	Nov. 29 10:25-10:50	Cable for fusion	Dr.	Arend Nijhuis
WB1-3-INV	Nov. 29 10:50-11:15	Cable for fusion	Mr.	JL Cheng
WB1-4-INV	Nov. 29 11:35-12:00	Cable for fusion	Dr.	David Fischer
WB1-5-INV	Nov. 29 12:00-12:25	Cable for fusion	Mr.	Raphael Unterrainer
WB1-6-INV	Nov. 29 12:25-12:50	Cable for fusion	Prof.	Zachary Hartwig
WB2-1-INV	Nov. 29 14:00-14:25	Cable conductors	Prof.	Venkat Selvamanickam
WB2-2	Nov. 29 14:25-14:40	Cable conductors	Mr.	Diego A. Garfias-D $\bar{\tau}_o$ valos
WB2-3	Nov. 29 14:40-14:55	Cable conductors	Dr.	Yoshiro Narushima
WB2-4	Nov. 29 14:55-15:10	Cable conductors	Mr.	Hairong Zhang
WB2-5-INV	Nov. 29 15:30-15:55	Cable conductors	Dr.	Zili Zhang
WB2-6	Nov. 29 15:55-16:10	Cable conductors	Dr.	Chris J. Kovacs
WB2-7	Nov. 29 16:10-16:25	Cable conductors	Mr.	Gaotai Lyu
WB3-1-INV	Nov. 29 16:40-17:05	Commercial wires	Dr.	Yasuhiro Iijima
WB3-2-INV	Nov. 29 17:05-17:30	Commercial wires	Dr.	Yifei Zhang
WB3-3-INV	Nov. 29 17:30-17:55	Commercial wires	Prof.	Yue Zhao
WB3-4-INV	Nov. 29 18:15-18:40	Commercial wires	Dr.	Seung-Hyun Moon
WB3-5	Nov. 29 18:40-18:55	Commercial wires	Dr.	Cornelia Hintze
WB3-6	Nov. 29 18:55-19:10	Commercial wires	Mr.	Tatsuhiko Yoshihara
WB4-1-INV	Nov. 30 10:00-10:25	APC	Dr.	Xingchen Xu
WB4-2	Nov. 30 10:25-10:40	APC	Dr.	Mary Ann P. Sebastian
WB4-3	Nov. 30 10:40-10:55	APC	Mr.	Hayato Masuda
WB4-4	Nov. 30 10:55-11:10	APC	Dr.	Nicholas M Strickland

WB4-5	Nov. 30 11:30-11:45	APC	Ms.	Arya Ambadiyil Soman
WB4-6	Nov. 30 11:45-12:00	APC	Dr.	Takumi Suzuki
WB4-7	Nov. 30 12:00-12:15	APC	Dr.	Gwantae Kim
WB4-8	Nov. 30 12:15-12:30	APC	Mr.	Tomonori Arita
WB4-9	Nov. 30 12:30-12:45	APC	Mr.	Tomoki Osada
WB5-1-INV	Nov. 30 15:00-15:25	MgB2&IBS	Mr.	Michael Tomsic
WB5-2-INV	Nov. 30 15:25-15:50	MgB2&IBS	Dr.	Akihiro Kikuchi
WB5-3-INV	Nov. 30 15:50-16:15	MgB2&IBS	Prof.	Chiheng Dong
WB5-4	Nov. 30 16:15-16:30	MgB2&IBS	Mr.	Yukai Qiao
WB5-5	Nov. 30 16:30-16:45	MgB2&IBS	Prof.	Tsuyoshi Tamegai
PL4	Nov. 30 17:15-18:00	Plenary session	Prof.	Susannah C Speller
WB6-1-INV	Nov. 30 18:15-18:40	Bi-system	Prof.	Jun-ichi Shimoyama
WB6-2-INV	Nov. 30 18:40-19:05	Bi-system	Dr.	Goro Osabe
WB6-3	Nov. 30 19:05-19:20	Bi-system	Dr.	Xiaobo Ma
WB6-4	Nov. 30 19:20-19:35	Bi-system	Dr.	John Voccio
WB6-5	Nov. 30 19:35-19:50	Bi-system	Mr.	Pawan Kumar Verma
WB7-1	Dec. 1 11:00-11:15	Characterization & Simulation	Dr.	Yueming Sun
WB7-2	Dec. 1 11:15-11:30	Characterization & Simulation	Mr.	Shoma Yoshikawa
WB7-3	Dec. 1 11:30-11:45	Characterization & Simulation	Mr.	Shinya Iwasaki
WB7-4	Dec. 1 11:45-12:00	Characterization & Simulation	Dr.	Insung Park
WB8-1-INV	Dec. 1 13:30-13:55	Bulks	Prof.	Tetsuo Oka
WB8-2	Dec. 1 13:55-14:10	Bulks	Dr.	Antomne A. Caunes
WB8-3	Dec. 1 14:10-14:25	Bulks	Mr.	Kento Takemura
WB8-4	Dec. 1 14:25-14:40	Bulks	Mr.	Walid Bin Ali
WB8-5	Dec. 1 15:00-15:15	Bulks	Mr.	Shinnosuke Ishibashi
WB8-6	Dec. 1 15:15-15:30	Bulks	Mr.	Wenxi Wu
WB8-7	Dec. 1 15:30-15:45	Bulks	Ms.	Rikako Hagiwara
WB8-8	Dec. 1 15:45-16:00	Bulks	Mr.	Quentin Nouailhetas
WB8-9-INV	Dec. 1 16:00-16:25	Bulks	Prof.	Jasmin Congreve
WB9-1-INV	Dec. 1 16:40-17:05	MOD&CSD	Prof.	Teresa Puig
WB9-2	Dec. 1 17:05-17:20	MOD&CSD	Mr.	Keisuke Aoto
WB9-3	Dec. 1 17:20-17:35	MOD&CSD	Mr.	Daekyu Lee

WB9-4	Dec. 1 17:35-17:50	MOD&CSD	Mr.	Ryota Ishii
WB9-5	Dec. 1 18:10-18:25	(cancelled)		
WB9-6	Dec. 1 18:25-18:40	MOD&CSD	Dr.	Kapil Gupta
WB9-7	Dec. 1 18:40-18:55	MOD&CSD	Ms.	Diana Garcia
WB9-8	Dec. 1 18:55-19:10	MOD&CSD	Ms.	Lavinia Saltarelli
WB9-9	Dec. 1 19:10-19:25	MOD&CSD	Mr.	Yuki Ogimoto

 : **Invited Presentations**

 : **Plenary Lectures**

Physics and Chemistry (PC) --- Room C

: Invited Presentations

: Plenary Lectures

Presentation ID	Time (JST)	Session Title	Title	Presenter
PL1	Nov. 29 9:00-9:45	Plenary session	Prof.	C. W. Chu
PC1-1	Nov. 29 10:00-10:15	Vortex	Mr.	Wenjia LI
PC1-2	Nov. 29 10:15-10:30	Vortex	Mr.	Tong REN
PC1-3	Nov. 29 10:30-10:45	Vortex	Dr.	Shuichi Ooi
PC1-4	Nov. 29 10:45-11:00	Vortex	Mr.	Jun Yamanaka
PC1-5	Nov. 29 11:00-11:15	Vortex	Mr.	Motoki Kawabata
PC1-6	Nov. 29 11:15-11:30	Vortex	Prof.	Masaru Kato
PC1-7	Nov. 29 11:30-11:45	Vortex	Mr.	Takamasa Wachi
PC2-1-INV	Nov. 29 14:00-14:25	Novel materials 1	Prof.	Guo-qing Zheng
PC2-2-INV	Nov. 29 14:25-14:50	Novel materials 1	Prof.	Dai Aoki
PC2-3-INV	Nov. 29 14:50-15:15	Novel materials 1	Prof.	Youichi Yanase
PC2-4	Nov. 29 15:15-15:30	Novel materials 1	Dr.	David C. Cavanagh
PC2-5	Nov. 29 15:30-15:45	Novel materials 1	Mr.	Yufei Zhu
PC3-1-INV	Nov. 29 16:00-16:25	Novel materials 2	Prof.	Martin Greven
PC3-2-INV	Nov. 29 16:25-16:50	Novel materials 2	Prof.	Kee H Kim
PC3-3-INV	Nov. 29 16:50-17:15	Novel materials 2	Dr.	Tomohiko Konno
PC3-4	Nov. 29 17:15-17:30	Novel materials 2	Mr.	Tianchun Wang
PC3-5	Nov. 29 17:30-17:45	(cancelled)		
PC3-6	Nov. 29 17:45-18:00	Novel materials 2	Mr.	Noriyuki Kataoka
PL2	Nov. 30 9:00-9:45	Plenary session	Prof.	Rafael M. Fernandes
PC4-1-INV	Nov. 30 10:00-10:25	Novel materials 3	Ms.	Jeong Min Park
PC4-2-INV	Nov. 30 10:25-10:50	Novel materials 3	Mr.	Yanwu Xie
PC4-3	Nov. 30 10:50-11:05	Novel materials 3	Mr.	Soichiro Matsuzawa
PC4-4-INV	Nov. 30 11:05-11:30	Novel materials 3	Prof.	Teruo Ono

PC4-5	Nov. 30 11:30-11:45	Novel materials 3	Mr.	Hiroto Tanaka
PC5-1	Nov. 30 12:00-12:15	Novel materials 4	Mr.	Toshiya Ikenobe
PC5-2	Nov. 30 12:15-12:30	Novel materials 4	Prof.	Hendrik Hebbeker
PC5-3	Nov. 30 12:30-12:45	Novel materials 4	Mr.	Yuhang Zu
PC5-4	Nov. 30 12:45-13:00	Novel materials 4	Mr.	Masahiro Hori
PC6-1	Nov. 30 15:00-15:15	Cuprate 1	Dr.	Cornelia Pop
PC6-2	Nov. 30 15:15-15:30	Cuprate 1	Ms.	Aiswarya Kethamkuzhi
PC6-3	Nov. 30 15:30-15:45	Cuprate 1	Dr.	Elzbieta Pach
PC6-4-INV	Nov. 30 15:45-16:10	Cuprate 1	Prof.	Ivan Kokanovi †
PC6-5-INV	Nov. 30 16:10-16:35	Cuprate 1	Dr.	Cyril Proust
PC6-6-INV	Nov. 30 16:35-17:00	Cuprate 1	Prof.	Stephen Hayden
PC7-1	Dec. 1 11:00-11:15	Cuprate 2	Prof.	Ruslan Prozorov
PC7-2-INV	Dec. 1 11:15-11:40	Cuprate2	Dr.	Yawen Fang
PC7-3-INV	Dec. 1 11:40-12:05	Cuprate 2	Dr.	Makoto Hashimoto
PC7-4	Dec. 1 12:05-12:20	Cuprate2	Mr.	Yota Komiyama
PC7-5	Dec. 1 12:20-12:35	Cuprate 2	Prof.	Jeffery L Tallon
PC7-6	Dec. 1 12:35-12:50	Cuprate 2	Mr.	Riku Okada
PC7-7	Dec. 1 12:50-13:05	Cuprate 2	Dr.	Shintaro Adachi
PC8-1-INV	Dec. 1 14:30-14:55	Iron-based1	Dr.	Alexei E Koshelev
PC8-2	Dec. 1 14:55-15:10	Iron-based 1	Prof.	Matt Smylie
PC8-3	Dec. 1 15:10-15:25	Iron-based 1	Mr.	Atsuro Yoshikawa
PC8-4	Dec. 1 15:25-15:40	Iron-based 1	Dr.	Takafumi Hatano
PC9-1-INV	Dec. 1 15:55-16:20	Iron-based 2	Prof.	Amalia Coldea
PC9-2	Dec. 1 16:20-16:35	Iron-based 2	Mr.	Tomoki Kobayashi
PC9-3-INV	Dec. 1 16:35-17:00	Iron-based 2	Dr.	Sophie TENCE
PC9-4-INV	Dec. 1 17:00-17:25	Iron-based 2	Prof.	Vadim Grinenko

: Invited Presentations

: Plenary Lectures

Electronic Devices (ED) --- Room D

 : Invited Presentations

 : Plenary Lectures

Presentation ID	Time (JST)	Session Title	Title	Presenter
ED1-1-INV	Nov. 29 10:00-10:25	Quantum computer	Prof.	Kevin P. O'Brien
ED1-2-INV	Nov. 29 10:25-10:50	Quantum computer	Dr.	Leonid Abdurakhimov
ED1-3	Nov. 29 10:50-11:05	Quantum computer	Mr.	Shingo Tokunaga
ED1-4	Nov. 29 11:05-11:20	Quantum computer	Mr.	Mitsuya Kawashita
ED2-1-INV	Nov. 29 15:00-15:25	SQUID	Prof.	Yoshimi Hatsukade
ED2-2-INV	Nov. 29 15:25-15:50	SQUID	Dr.	Charles Shieh-Yueh Yang
ED2-3-INV	Nov. 29 15:50-16:15	SQUID	Prof.	Yoshiaki Adachi
ED2-4	Nov. 29 16:15-16:30	Magnet science and technology	Mr.	Taiki Yamamoto
ED3-1-INV	Nov. 29 17:00-17:25	Detector 1	Dr.	Takahiro Kikuchi
ED3-2	Nov. 29 17:25-17:40	Detector 1	Mr.	Takeshi Jodoi
ED3-3	Nov. 29 17:40-17:55	Detector 1	Mr.	Lorenzo Ferrari Barusso
ED3-4	Nov. 29 17:55-18:10	Detector 1	Prof.	Edvige Celasco
ED3-5	Nov. 29 18:10-18:25	Detector 1	Dr.	Shigetomo Shiki
ED4-1-INV	Nov. 30 10:00-10:25	Detector 2	Dr.	Varun B Verma
ED4-2-INV	Nov. 30 10:25-10:50	Detector 2	Prof.	Jian Chen
ED4-3	Nov. 30 10:50-11:05	Detector 2	Mr.	Masato Shigefuji
ED4-4	Nov. 30 11:05-11:20	Detector 2	Dr.	The Dang Vu
ED4-5	Nov. 30 11:20-11:35	Detector 2	Dr.	Hiroaki Shishido
ED5-1-INV	Nov. 30 15:00-15:25	Microwave and novel decices	Dr.	Baoping Ren
ED5-2-INV	Nov. 30 15:25-15:50	Microwave and novel decices	Dr.	Tac Nakajima
ED5-3	Nov. 30 15:50-16:05	Microwave and novel decices	Mr.	Tenma Ueda
ED5-4	Nov.30 16:05-16:20	Microwave and novel decices	Mr.	Daiki Matsumaru
ED5-5	Nov. 30 16:20-16:35	Microwave and novel decices	Mr.	Naoki Yasukawa
ED6-1-INV	Nov. 30 18:15-18:40	Quantum computer and fabrication process	Prof.	Kazumasa Makise

ED6-2-INV	Nov. 30 18:40-19:05	Quantum computer and fabrication process	Prof.	Martin Weides
ED6-3	Nov. 30 19:05-19:20	Quantum computer and fabrication process	Dr.	Daisuke Saida
ED6-4	Nov. 30 19:20-19:35	Quantum computer and fabrication process	Ms.	Paniz Foshat
ED6-5	Nov. 30 19:35-19:50	Quantum computer and fabrication process	Ms.	Mingqi Zhang
PL5	Dec. 1 9:00-9:45	Plenary session	Prof.	Akira Fujimaki
ED7-1-INV	Dec. 1 11:00-11:25	Digital	Dr.	Sergey K Tolpygo
ED7-2-INV	Dec. 1 11:25-11:50	Digital	Prof.	Nobuyuki Yoshikawa
ED7-3-INV	Dec. 1 11:50-12:15	Digital	Prof.	Jangwoo Kim
ED7-4	Dec. 1 12:15-12:30	Digital	Mr.	Kenta Sato
ED7-5	Dec. 1 12:30-12:45	Digital	Mr.	Ken Arita
ED7-6	Dec. 1 12:45-13:00	Digital	Ms.	Moeka Tsuji

 : Invited Presentations

 : Plenary Lectures